



Applications

- Ocean Bottom Nodes
- Downhole applications
- Application where space and weight is the limiting factor

Features

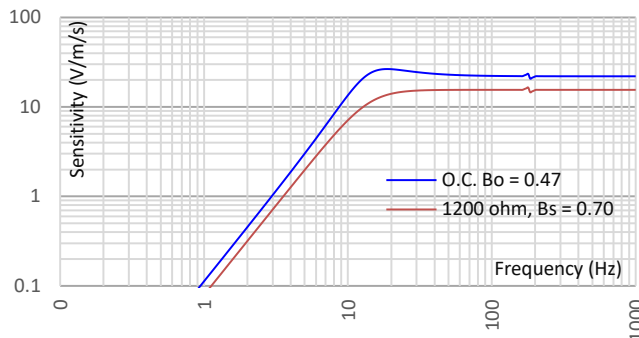
- Rugged design with rotating-coil contacts
- Omni-directional
- Small form factor ideal for 3C assemblies
- Accurate vector fidelity

Specifications

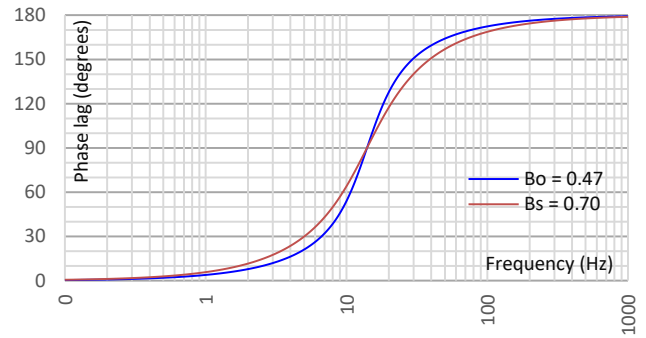
| | | | |
|---|-----------------|--|--------------|
| Frequency [Hz] | 14 ±7% | Typical spurious frequency [Hz] | > 170 |
| O.C. Damping | 0.470 +10 / -5% | Maximum tilt angle [°] | 360 |
| O.C. Sensitivity [V/m/s] | 22 +5 / -10% | Dimensions [mm] | ∅22.2 x 27.9 |
| Resistance [Ω] | 500 ±5% | Weight [g] | 48 |
| Moving mass [g] | 7.0 | Operating temperature [°C] | -40 to 100 |
| Max coil excursion p.p. [mm] ² | 0.5 to 3 | Warranty ¹ | 1 year |
| Shunt for 0.7 damping [Ω] | 1200 | Distortion with 17.78 mm/s p.p. coil-to-case velocity at 14 Hz | ≤ 0.7% |

All parameters are specified at +20°C in the working position unless stated otherwise
¹ Warranty excludes damage caused by high voltage and physical damage to the element case
² Max coil excursion from 0.5mm vertical to 3mm in horizontal position. Use 0.5mm for testing purposes.

Response



Phase

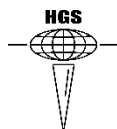


Ordering information

| Part | Description | Working position | Polarity |
|----------|--------------------------|------------------|---------------------------------------|
| SG000561 | HG-25 M OB 14 Hz 500 ohm | Omni-directional | Tap on the pins gives positive signal |

Contact

India
 HGS (India) Ltd
 Tel : +91-11-46066604
www.hgsindia.com



The Netherlands
 HGS Products B.V.
 Tel : +31 708200820
www.hgsproducts.nl

